

Rezervor pentru combustibil - Extern



Principais Características

- Tipul de invelis: de tip A subteran
 - Codul de constructie: DIN 6616
 - Presiunea de încercare: 2,5 bar
 - Presiunea maximă de funcționare: 0,5 bar
 - Material de constructie: oțel St 37.2 Notă: Modelele de instalare subterană sunt furnizate cu o tijă de măsurare nivel.
- Rezervoare non-certificate

Descrição do Produto

Rezervor din otel pentru combustibili lichizi, în conformitate cu Regulamentul DIN 6616, tip A, pentru instalare la sol. Disponibil cu capacități de la 1000 la 10000 de litri.

Modelos e Preços

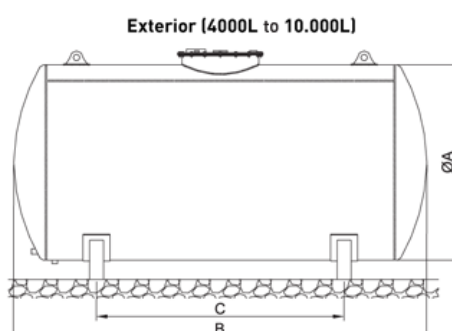
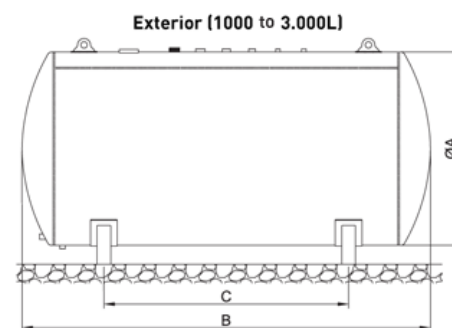
| Código | Modelo |
|-----------|--------------------------------|
| 0401-0608 | Light Oil Tank 6000L (Outside) |
| 0401-0609 | Light Oil Tank 7000L (Outside) |
| 0401-0605 | Light Oil Tank 3000L (Outside) |
| 0401-0603 | Light Oil Tank 2000L (Outside) |
| 0401-0602 | Light Oil Tank 1500L (Outside) |
| 0401-0601 | Light Oil Tank 1000L (Outside) |

Todos os modelos sob encomenda especial.

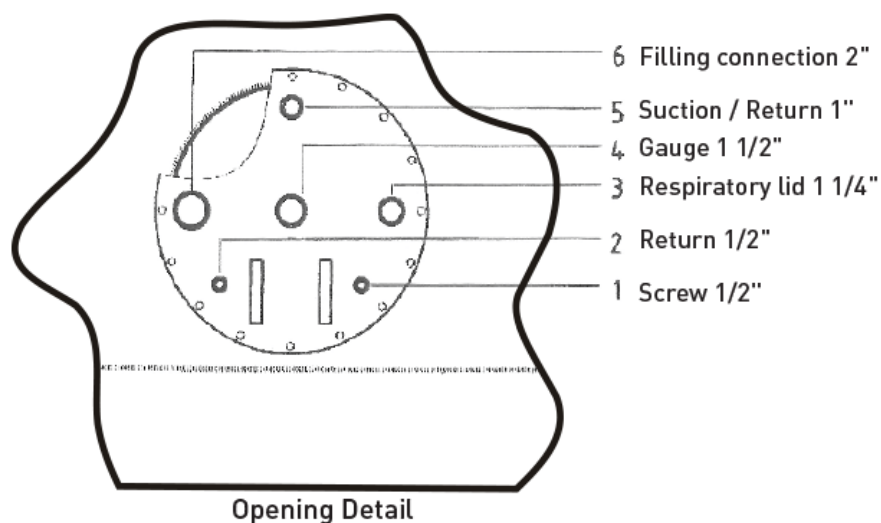


Dimensões

| Ref | Model | Volume (lts) | Diameter ØA | Length (mm) | Length (mm) |
|-----------|-------|--------------|-------------|-------------|-------------|
| 0401.0601 | Aéreo | 1000 | 950 | 1000 | 1900 |
| 0401.0602 | Aéreo | 1500 | 950 | 1500 | 2400 |
| 0401.0603 | Aéreo | 2000 | 1120 | 1500 | 2400 |
| 0401.0604 | Aéreo | 2500 | 1200 | 1500 | 2400 |
| 0401.0605 | Aéreo | 3000 | 1200 | 1700 | 2950 |
| 0401.0606 | Aéreo | 4000 | 1300 | 2000 | 3400 |
| 0401.0607 | Aéreo | 5000 | 1430 | 2000 | 3500 |
| 0401.0608 | Aéreo | 6000 | 1580 | 2000 | 3500 |
| 0401.0609 | Aéreo | 7000 | 1580 | 2500 | 4000 |
| 0401.0610 | Aéreo | 10000 | 1750 | 3000 | 4500 |



Componentes



| TECHNICAL DATA | VOLUME (LITRES) | LENGTH (MM) A | LENGTH (MM) C | LENGTH (MM) B |
|----------------|-----------------|---------------|---------------|---------------|
| Above ground | 1000 | 950 | 1000 | 1900 |
| Above ground | 1500 | 950 | 1500 | 2400 |
| Above ground | 2000 | 1120 | 1500 | 2400 |
| Above ground | 2500 | 1200 | 1500 | 2400 |
| Above ground | 3000 | 1200 | 1700 | 2950 |
| Above ground | 4000 | 1300 | 2000 | 3400 |
| Above ground | 5000 | 1430 | 2000 | 36500 |
| Above ground | 6000 | 1580 | 2000 | 3500 |
| Above ground | 7000 | 1580 | 2500 | 4000 |
| Above ground | 10000 | 1750 | 3000 | 4500 |

